

**PUMP, VALVE AND DAM
EQUIPMENT
TILTING CHECK VALVE**



TILTING CHECK VALVE

DN 150/2000 | PN 10/ 16



DESIGN

- TSE-EN 12334 certificated
- Double flanged
- Valve disk double offset
- Flanges DIN EN1092 - PN 10/16 norms
- Face to face EN558-1 Series 14, DIN3202 F4
- Body and disk sealing surface is corrosion – resistant stainless steel welded AISI 316
- Adjustable counterweight lever
- Maximum operating temperature 50 °C

MATERIAL

- Body and disk ductile iron GGG 40/50
- Valve shaft stainless steel AISI 420
- Shaft bearing is bronze
- Epoxy coating for drinking water

CONTROL


- Closing with counterweight
- Closing with hydraulic damper

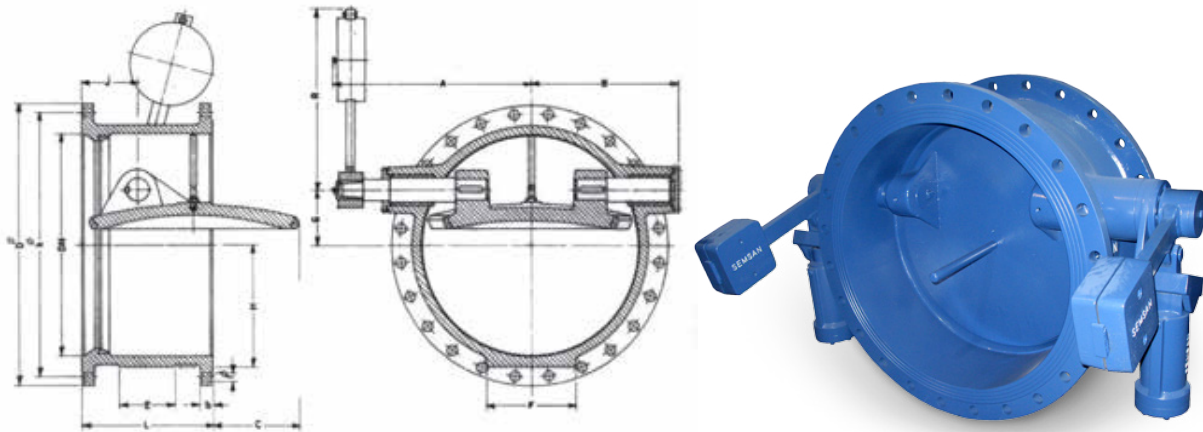
OPTIONAL

- DN > 2000
- PN > 16
- Stainless steel disk and body
- Adjustable and replaceable EPDM sealing ring
- Disk designed with angle

CORROSION PROTECTION

- Electrostatic Powder Coating for Drinking Water
- Zinch – Rich Epoxy Primer
- Coal – Tar Epoxy
- Glass Flake Epoxy
- Enamel Epoxy for Ultraviolet
- Completely Stainless Steel Design
- Ebonite Coating for Seawater






PN10	BODY MEASUREMENT									FLANGE MEASUREMENT					WEIGHT
NOMINAL DIAMETER (DN)	A	B	C	E	F	G	H	J	R	D	L	k	d2	No. of Holes	(KG)
200	250	170	20	-	-	50	-	90	250	340	230	295	23	8	65
250	295	205	40	-	-	62	-	110	250	400	250	350	23	12	85
300	360	245	65	-	-	75	-	115	300	455	270	400	23	12	106
350	395	275	100	-	-	87	-	130	300	505	290	460	23	16	150
400	440	310	120	120	160	105	235	130	300	565	310	515	28	16	190
500	475	365	155	130	200	130	295	136	400	670	350	620	28	20	270
600	550	425	215	160	240	150	340	166	500	780	390	725	31	20	410
700	620	500	255	180	280	180	385	169	600	900	430	840	31	24	560
800	700	560	315	200	320	200	440	200	660	1020	470	950	34	24	770
900	745	595	360	250	400	225	490	215	660	1120	510	1050	34	28	920
1000	915	645	440	250	450	260	540	225	760	1245	550	1160	37	28	1230
1200	955	750	535	300	500	300	640	296	900	1470	630	1380	41	32	1950

PN16	BODY MEASUREMENT									FLANGE MEASUREMENT					WEIGHT
NOMINAL DIAMETER (DN)	A	B	C	E	F	G	H	J	R	D	L	k	d2	No. of Holes	(KG)
200	250	170	20	-	-	50	-	90	250	340	230	295	23	12	70
250	295	205	40	-	-	62	-	110	250	400	250	355	28	12	90
300	360	245	65	-	-	75	-	115	300	455	270	410	28	12	123
350	395	275	100	-	-	87	-	130	300	520	290	470	28	16	170
400	440	310	120	120	160	105	235	130	300	580	310	525	31	16	220
500	475	365	155	130	200	130	295	136	400	715	350	650	34	20	335
600	550	425	215	160	240	150	340	166	500	840	390	770	37	20	535
700	620	500	255	180	280	180	385	169	600	910	430	840	37	24	670
800	700	560	315	200	320	200	440	200	660	1025	470	950	41	24	880
900	745	595	360	250	400	225	490	215	660	1125	510	1050	41	28	1080
1000	915	645	440	250	450	260	540	225	760	1255	550	1170	44	28	1455
1200	955	750	535	300	500	300	640	296	900	1485	630	1390	50	32	2350

* All of dimensions and explanations has been given for information. SEMSAN reserve right to keep change all them off.



PUMP, VALVE & DAM
EQUIPMENTS
PRODUCT CATALOGUE



SEMSAN POMPA MAKİNA SANAYİ VE TİCARET LTD. ŞTİ.

Adres : Organize Sanayi Bölgesi Erdoğan Cebeci Bulvarı.
No:42/B Kutlukent / SAMSUN / TURKEY
Phone : +90 362 266 88 33
Fax : +90 362 266 88 58
E-mail : semsan@semsan.com.tr
Web : www.semsan.com.tr

